

Delivering Essential Information Literacy Learning to All Students

Big6™ by the Month December Location & Access



Mike Eisenberg



Janet Murray

The Team!



Sue Wurster



Colet Bartow

Agenda

Brief review of *Big6™ by the Month*
Defined: L&A Power Objectives
Predictable: Lesson Ideas
Measured: Assessment
Reported: Options for each audience



Big6™ by the Month

Comprehensive information literacy
that is:

- ✓ Defined
- ✓ Predictable
- ✓ Measured
- ✓ Reported

Implementing Big6™ by the Month

DEFINED: For each month, determine 2-4-8 *power Grade Level Objectives* based on the designated *Big6/Super3* stages.

PREDICTABLE: adopt, and adapt the *Big6 by the Month* schedule to your own school setting and calendar.

For each month, link to classroom/subject areas:
if available, use existing curriculum or curriculum mapping info.
if necessary, conduct *Assignment Mapping*.

For each week, develop instructional lessons based on *Grade Level Objectives* linked to *classroom assignments*.

MEASURED: For each month, develop *Big6/Super3 Assessment* (approach, evidence, criteria) based on *Grade Level Objectives* and linked to classroom assignments.

REPORTED: Determine audience and means of *reporting* to that audience document and communicate performance.




Big6™ by the Month

Comprehensive information literacy that is:

- ✓ ***Defined***
- ✓ Predictable
- ✓ Measured
- ✓ Reported



Standards



**Grade
Level
Objectives**



✓ What standards require location and access skills?



Location & Access

ICT Literacy Standards

AASL	1.1.8 Demonstrate mastery of technology tools for accessing information and pursuing inquiry. 1.3.2 Seek divergent perspectives during information gathering and assessment.
ACRL	2.1 selects the most appropriate investigative methods or information retrieval systems for accessing the needed information. 2.2 constructs and implements effectively-designed search strategies .
TRAILS	3. Develop, use and revise search strategies .
ISTE NETS	3b. locate , organize, analyze, evaluate, synthesize, and ethically use information from a variety of sources and media.

Big6 by the Month (2012). Compiled by Janet Murray from "AASL Standards for the 21st-Century Learner." © 2007. American Association of School Librarians. <<http://www.ala.org/aasl/standards>>;

"Information Literacy Competency Standards for Higher Education." © 2000. Association of College and Research Libraries.

<<http://www.ala.org/ala/mgrps/divs/acrl/standards/informationliteracycompetency.cfm>>;

TRAILS: Tools for Real-Time Assessment of Information Literacy Skills <<http://www.trails-9.org>>; and

ISTE. *National Educational Technology Standards (NETS-S) for Students*. The Big6 is © Michael B. Eisenberg and Robert E. Berkowitz. Big6 Associates, LLC. www.big6.com



Location & Access

Related Common Core Standards

Writing

- 2. Write informative/explanatory texts ... through the effective **selection** ... of content.
- 8. **Gather** relevant information from multiple print and digital sources,

Mathematical Practices

- 5. Use appropriate tools strategically:
... identify relevant external resources



Location & Access

Look at ***your*** state's content standards:

<http://www.educationworld.com/standards/state/index.shtml>

and/or the Common Core corestandards.org

Can you find standards related to location and access?

3.1 Locate sources.

3.2 Find information within sources.



Location and Access

3.1 Locate sources.

Look at ***your*** state's content standards: <http://www.educationworld.com/standards/state/index.shtml> and/or corestandards.org. Fill in standards related to location and access.

Related Content Standards from the state of _____	
Language Arts	
Social Studies	
Science	
Other:	
Information Literacy	



Location and Access

3.2 Find information within sources.

Look at **your** state's content standards: <http://www.educationworld.com/standards/state/index.shtml> and/or corestandards.org. Fill in standards related to location and access.

Related Content Standards from the state of _____	
Language Arts	
Social Studies	
Science	
Other:	
Information Literacy	

✓ What learning expectations develop location and access skills?

Grade Level Objectives	Grades						
	Cross-Grade Objective	K	1	2	3	4	5
	2.1 Locate sources	A. Explore possible resources#	A. Choose resources from a limited selection	A. Locate major sections in the library	A. Locate resources using search techniques*	A. Construct a list of possible resources#	C. Identify and select useful resources#
	2.1 Locate sources – library catalog			B. Locate resources using a library catalog and/or database	B. Locate resources using a library catalog and/or database		
	2.1 Locate sources – call number			C. Locate resources using a call number	C. Locate resources using a call number		
	2.1 BM 8 Locate multiple resources using search tools						A. Use search tools: Vocabulary^
	2.1 BM 8 Locate multiple resources using search tools - techniques						B. Use search techniques: Vocabulary*
	2.3 Locate information within the source (vocabulary)	author, illustrator, title page, copyright, table of contents	author, illustrator, title page, copyright, table of contents	author, illustrator, title page, copyright, table of contents	author, illustrator, title page, copyright, table of contents	author, illustrator, title page, copyright, table of contents	
	2.3 BM 8 Locate information within multiple resources						Vocabulary^

print, nonprint, digital, community resources

* e.g., keywords, Boolean/limiter, phrase, title, author, subject

^ subject directory, database, Boolean, skimming, scanning, digital indexes, glossaries, tables of contents

Month: December**Big6 Stage: Location & Access**

Grade Level Objectives	Grades					
	Cross-Grade Objective	6	7	8	9-10	11-12
	2.1 BM 8 Locate multiple resources using search tools (BM=Benchmark)	B. Use a variety of available search tools and methods*	B. Use a variety of available search tools and methods*	B. Use multiple search tools and methods*	C. Demonstrate ability to access and search available print and nonprint material	C. Demonstrate ability to access and search available print and nonprint material
	2.1 BM 8 Locate multiple resources using search tools - techniques	C. Use search techniques# to locate resources	C. Use search techniques# to locate resources	C. Use a variety of search techniques# to locate resources	D. Demonstrate ability to access and search available digital resources	D. Demonstrate ability to access and search available digital resources
	2.1 BM 8 Locate multiple resources	D. Locate resources (e.g., call number, URL, link)	D. Locate resources (e.g., call number, URL, link)	D. Locate a variety of resources (e.g., call number, URL, link)	H. Perform an advanced search using search engine(s) and digital database(s)	E. Narrow search results independently using limiters within a digital search
	2.3 BM 8 Locate information within multiple resources	A. Use glossaries and tables of contents	A. Use glossaries and tables of contents	A. Use glossaries and tables of contents		
	2.3 BM 8 Locate information within multiple resources	B. Use print indexes C. Recognize digital indexes	B. Use print and digital indexes	B. Use multiple print and digital indexes	A. Sort within selected digital databases	A. Sort within selected digital databases
	2.3 BM 8 Locate information within multiple resources	D. Identify keywords and keyword phrases by skimming and scanning	C. Identify keywords and keyword phrases by skimming and scanning	C. Identify keywords and keyword phrases by skimming and scanning	B. Choose keywords to locate and cross reference information	B. Choose keywords to locate and cross reference information

* library catalog, indexes, search engines, subject directory, Boolean searches, digital databases

keywords, Boolean/limiters, phrase, title, author and subject

Month:

Big6 Stage:

Grade Level Objectives	GRADES						
	Cross-Grade Objective						

Big6™ by the Month




Comprehensive information literacy that is:

✓ Defined

✓ ***Predictable***

✓ Measured

✓ Reported



Big6™ by the Month **2012-2013**



Sept: Overview of the
process

Oct: Task Definition

Nov: Info Seeking
Strategies

Dec: Location &
Access

Jan: Use of Info

Feb: Revisit and
Reflect

Mar: Synthesis

Apr: Evaluation

May: Culminating
Activities

Predictable – Planning Actions

- Connect to classrooms, subject areas, assignments.
 1. Identify 1-2 major assignments by grade/teacher.
 2. Develop ISS lessons targeted to the assignments.

Sample Assignments & Big6 Grade Level Objectives

Grade 1/2: Language Arts Unit: Text Features of Non-Fiction Books

- Students will select 5 new vocabulary words from a non-fiction book and will use the index or glossary to locate the meaning of the word.
- **Power Big6 GL Objective: Locate information within the source.**

Grade 7/8: Science (or Health)

- Students will individually compose an essay about 2 possible health risks to the body (e.g., illegal drugs, alcohol, high fat diet, tobacco) and will discuss how and why to avoid each risk.
- **Power Big6 GL Objective: Locate multiple resources using search tools**



Location & Access



Lesson Ideas

Location & Access



3.1 Locate sources.

- Use search engines, article search databases, online catalogs (subject, author, title), call number, subject directories, URLs, advanced search strategies

3.2 Find information within sources.

- Use indexes, tables of contents, glossaries, keywords and keyword phrases, skimming and scanning

November Lesson in Context Big6: Location & Access

Big6 Stage: Location and Access- 3.2 Find Information within Sources

Grade Level: 1-2

GL Objective: Locate information within the source (vocabulary)

Subject Area: Language Arts- Reading

Unit Focus: Book Knowledge: Text Features

Subject Area Lesson Goal:

Students will select 5 new vocabulary words from a non-fiction book and will use the index or glossary to locate the meaning of the word.

Learning Activity:

1. Student will use text features (table of contents, index, glossary) to locate and define vocabulary words from the non-fiction book they are currently reading.

Assessment:

- Evidence: On worksheet, student circles the text feature(s) used. Verbal explanation by student.
- Criteria: Student completes the worksheet. Student is able to explain what at least one text feature does.

Developed by Laura Robinson, 2011

November Lesson in Context Big6: Location & Access

Big6 Stage: Location and Access- 3.1: Locate all Sources

Grade Level: Grade 7-8

GL Objective: Locate multiple resources using search tools

Subject Area: Science

Unit Focus: Body Health

Subject Area Assignment/Lesson Goal:

Students will individually compose an essay about 2 possible health risks to the body (illegal drugs, alcohol, high fat diet, tobacco) and will discuss at least two ways on how and why to avoid each risk.

Learning Activity:

1. Students will use search techniques (Boolean/limiters, phrases, titles, keywords, subjects) to locate selected sources.

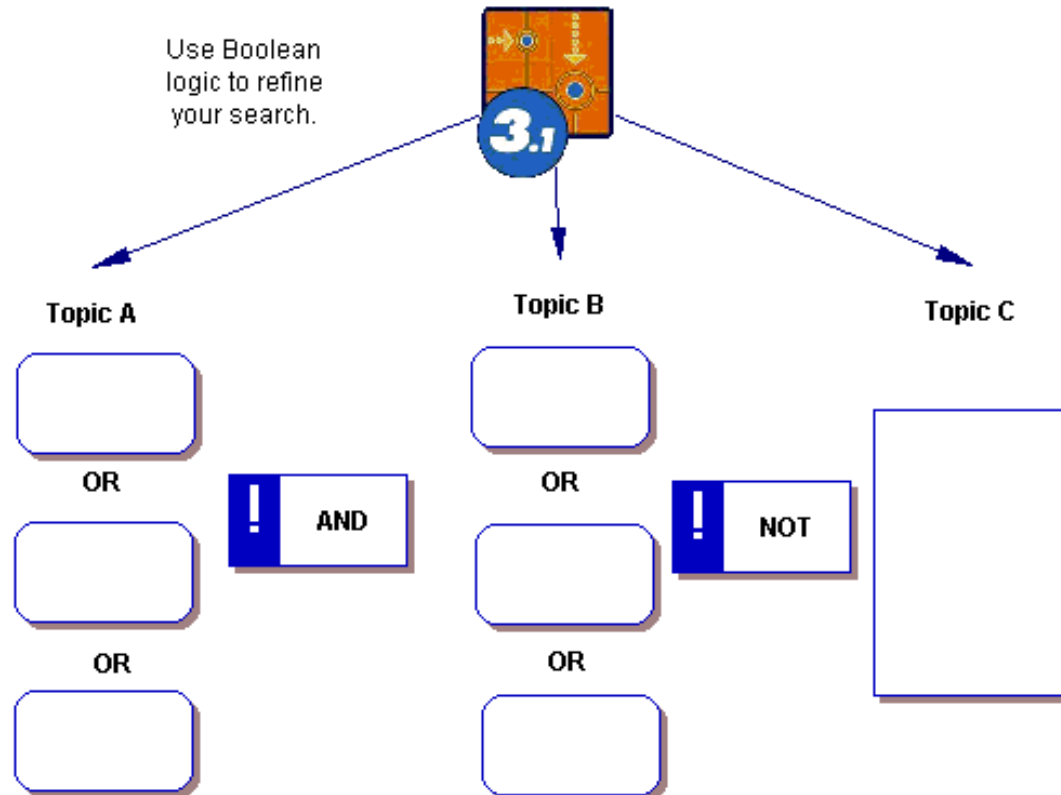
Assessment:

- Evidence: Essay
- Criteria: Students consistently apply search techniques to locate selected sources

Developed by Laura Robinson, 2011

Use advanced search strategies

Try this: Select a compound topic (at least two words). Use the diagram to help you choose the words you will use. Search in each of the search engines. Which one gave you the most useful results?



<http://janetsinfo.com/srchwk1.html>



Big6™ by the Month

Comprehensive information literacy that is:

- ✓ Defined
- ✓ Predictable
- ✓ ***Measured***
- ✓ Reported



✓ How do you currently assess information skills?

✓ **Measured**

Evidence

- ✓ Self assessments
- ✓ Checklists
- ✓ Worksheets

Location & Access

- 3.1 Locate sources.
- 3.2 Find information within sources

Criteria

- ✓ Frequency of Display
- ✓ Sources (number, type, range, quality)
- ✓ Accuracy
- ✓ Completeness



Formative Assessment

Assessment *FOR* Learning

- Purpose: To provide ongoing feedback to improve learning
- Timing: *During* the learning segment



(Burke, Kay. *Balanced Assessment: From Formative to Summative*. Bloomington, IN: Solution Tree, 2011)

Location & Access

3.1 Locate sources.

3.2 Find information within sources

Grade 7-8 Performance Description



Novice	Nearing Proficient	Proficient	Advanced
<p>A. Use single search tool.</p> <p>B. Use one preferred search technique.</p> <p>C. Return to previously used resource.</p>	<p>A. Use multiple search tools.</p> <p>B. Identify a variety of search techniques.</p> <p>C. Locate limited number of resources.</p>	<p>A. Use multiple search tools and methods (e.g., library catalog, indexes, search engines, subject directory, Boolean searches, digital databases, library personnel)</p> <p>B. Use a variety of search techniques to locate resources.</p> <p>C. Locate a variety of resources.</p>	<p>A. Independently use multiple search tools and methods.</p> <p>B. Apply search techniques to follow appropriate leads to additional sources.</p> <p>C. Use advanced search tools to locate inter-related resources.</p>
<p>A. Use index, glossaries and tables of contents infrequently</p> <p>B. Rely on single reading strategy to locate information</p>	<p>A. Use index, glossaries and tables of contents sometimes</p> <p>B. Demonstrate general understanding of locating keywords and keyword phrases</p>	<p>A. Use index, glossaries and tables of contents.</p> <p>B. Identify keywords and keyword phrases by skimming and scanning</p>	<p>A. Use index, glossaries and tables of contents consistently</p> <p>B. Applies skimming and scanning to an entire resource to locate information</p>

Self-assessment Strategies



Criteria:

Novice 1-3 items for each source

Nearing Proficient 4-6 items for each source

Proficient 7-10 items for each source

Advanced 11+ items for each source

3.1 Locate Sources.	Source 1	Source 2	Source 3
Card Catalog Search <ul style="list-style-type: none"> • Author • Title • Call Number • Subject 			
Subject Directories			
Search Engines			
URLs			
Databases			

Self-assessment Strategies



Criteria:

Novice 1-3 items for each source

Nearing Proficient 4-6 items for each source

Proficient 7-10 items for each source

Advanced 11+ items for each source

3.2 Find information within sources.	Source 1	Source 2	Source 3
Index Entries			
Tables Of Contents Entries			
Glossary Entries			
Keywords /Keyword Phrases			

Slide provided by Colet Bartow, Montana Office of Public Instruction
Library - Information Literacy Coordinator



Big6™ by the Month

Comprehensive information literacy that is:

- ✓ Defined
- ✓ Predictable
- ✓ Measured
- ✓ ***Reported***

REPORT CARD				
GRADING PERIOD	1	2	3	4
READING				
WRITTEN COMMUNICATION	A			
MATHEMATICS	A			
SCIENCE/HEALTH	C			
SOCIAL STUDIES	B			
ART	B			
MUSIC	A			
PHYSICAL EDUCATION	A			
INFORMATION LITERACY	C			
Grade Average	B			
Attendance:	Present	48		
	Absent	0		
	Tardy	1		
A = Excellent • B = Good • C = Satisfactory • N = Needs Improvement U = Unsatisfactory • I = Insufficient / Incomplete				
Student:				
Grade:				
Year:				

Reported

Audience



Options



Slide provided by Colet Bartow, Montana Office of Public Instruction
Library - Information Literacy Coordinator

✓ How do you currently report information skills?

✓ Reported

Audience: Students and Teachers

Criteria:

Novice 1-3 items for each source

Nearing Proficient 4-6 items for each source

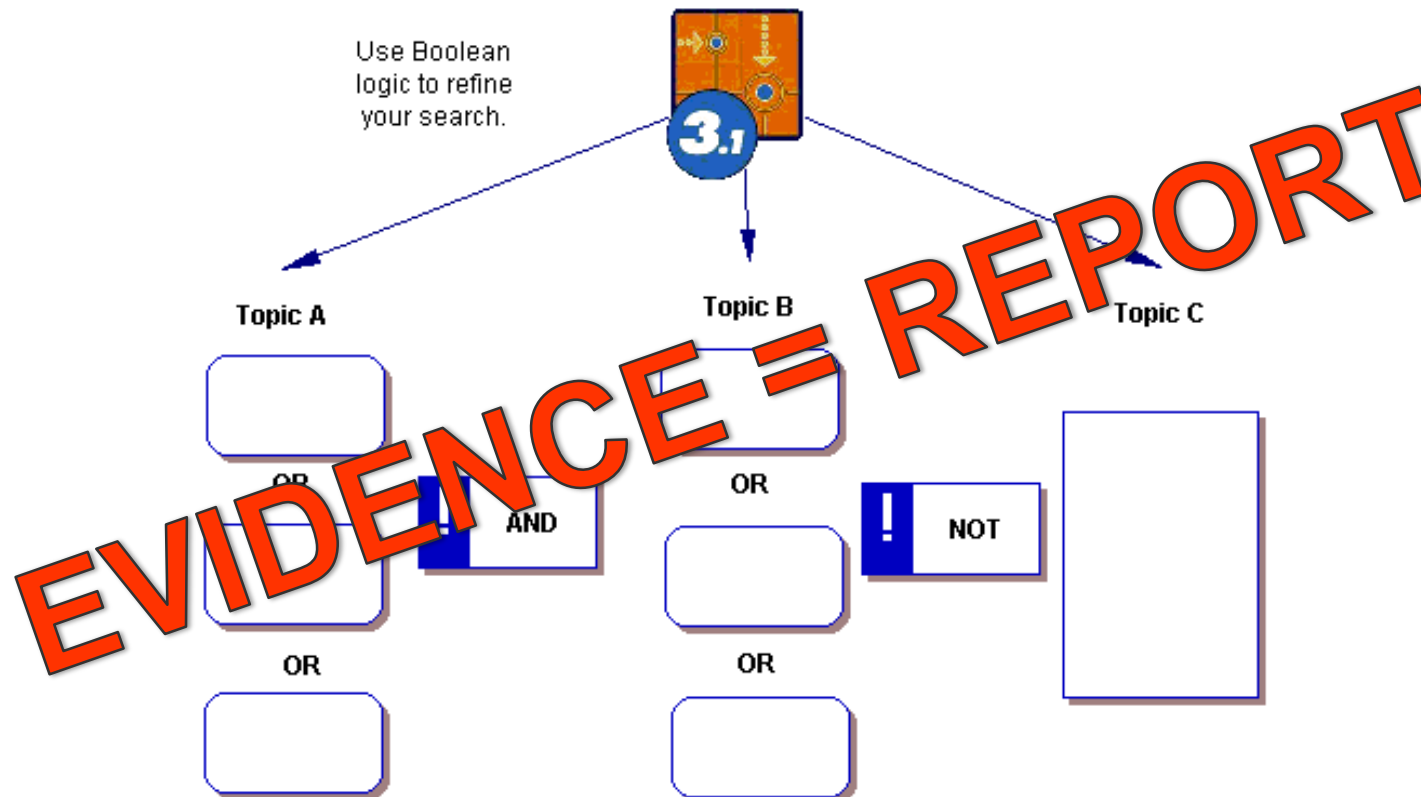
Proficient 7-10 items for each source

Advanced 11+ items for each source



3.2 Find information within sources.	Source 1	Source 2	Source 3
Index Entries			
Tables Of Contents Entries			
Glossary Entries			
Keywords /Keyword Phrases			

Try this: Select a compound topic (at least two words). Use the diagram to help you choose the words you will use. Search in each of the search engines. Which one gave you the most useful results?



<http://janetsinfo.com/srchwk1.html>

Audience: Parents and Significant Adults

✓Reported

Sample Message for December

Dear Parents/Guardians:

During the month of December, your student will be working on a variety of projects and assignments. As part of each project, we will be focusing on Stage 3 of the Big Six information problem solving model. You can help reinforce these skills by asking them questions that relate to:

3.1 Locate sources.

3.2 Find information within sources.

The chart in this message details the skills students will practice and some questions you can ask to help students be successful as they complete assignments and projects.

Please contact me if you have any questions.

Sincerely,
Mrs. Bartow

4 th Grade Students will be able to:	Questions to Ask
Locate multiple sources in a variety of formats	What types of resources are you using for your project? Have you thought about using an encyclopedia/Web site/non fiction book/primary source?
Find information within a variety of sources, using a variety of strategies	What strategies or tools are you using to find information in a specific type of resource? What keywords are you using to zero in on the information you need? Have you found information by using a table of contents/glossary or index?



December is ... Location and Access Month



3.1 Locate sources.

3.2 Find information within sources

How you report is as important as what you are reporting.

REPORT CARD				
GRADING PERIOD	1	2	3	4
READING	A			
WRITTEN COMMUNICATION	A			
MATHEMATICS	C			
SCIENCE/HEALTH	B			
SOCIAL STUDIES	B			
ART	A			
MUSIC	A			
PHYSICAL EDUCATION	C			
INFORMATION LITERACY	B			
Grade Average	B			
Attendance:	Present	48		
	Absent	0		
	Tardy	1		
A = Excellent • B = Good • C = Satisfactory • N = Needs Improvement U = Unsatisfactory • I = Insufficient / Incomplete				
Student: _____ Grade: _____ Year: _____				

Do your current reporting methods clearly communicate

- criteria for success?
- evidence of learning?
- current status?

▼ Big6 by the Month

AUGUST - Foundation
SEPTEMBER - Overview
OCTOBER - Task Definition
NOVEMBER - Information
Seeking Strategies
DECEMBER - Location &
Access
JANUARY - Use of
Information
FEBRUARY - Revisit and
Reflect
MARCH - Synthesis
APRIL - Evaluation
MAY - Culminating Activities

The Team

News & Posts

Files

Benchmark Dates

Sitemap

Join Our Discussions



Participate:

Google Site

<http://sites.google.com/site/big6xthemonth>

Google Discussion Group

<http://groups.google.com/group/b6month>



Useful Links

Big6™ Stage 3: Location & Access

The Big 6 Associates, LLC <http://www.big6.com>

“Big6 Location and Access” (YouTube video grades 7-9)

<http://www.youtube.com/user/Big6Skills#p/u/1/-0NjVdBkXvE>

"Location and Access: Evaluate Sources Early and Often" by Marley Winningham

<http://big6.com/pages/lessons/articles/location-and-access-evaluate-sources-early-and-often.php>

“Location and Access: Threading the Needle” by Ru Story-Huffman

<http://big6.com/pages/lessons/lessons/location-and-access-threading-the-needle.php>

“Comparing Search Engines” (grades 5-8) by Janet Murray

<http://janetsinfo.com/srchwk1.html>

“Choose the Best Search for Your Information Need” by Debbie Abilock

<http://www.noodletools.com/debbie/literacies/information/5locate/adviceengine.html>

“Four Nets for Better Searching” by Bernie Dodge

<http://webquest.sdsu.edu/searching/fournets.htm>

“Finding Information on the Internet” (useful for adults) – UC Berkeley Tutorial

<http://www.lib.berkeley.edu/TeachingLib/Guides/Internet/FindInfo.html>